






**FOAM CONFIGURATION**



+



+



=



**BASE FOAM**  
1 x 45 mm / 1 x 1.97 inch


**CUBED FOAM**  
4 x 65 mm + 1 x 70 mm /  
4 x 2.56 inch + 1 x 2.75 inch

**CONVOLUTED FOAM**  
1 x 65 mm / 1 x 2.56 inch

**820**  
**S / HDS**




**CUBED FOAM TUTORIAL**



**BUSINESS SOLUTIONS**



**CUSTOM FOAM INLAY**



**S & HDS VIDEO**



**NEW MAX820**